


English

Quarter 4 – Module 6:

Using the Most Frequently Occurring Prepositions



English – Grade 2
Alternative Delivery Mode
Quarter 4 – Module 6: Using the Most Frequently Occurring Prepositions
First Edition, 2020

Republic Act 8293, section 176 states that: No copyright shall subsist in any work of the Government of the Philippines. However, prior approval of the government agency or office wherein the work is created shall be necessary for exploitation of such work for profit. Such agency or office may, among other things, impose as a condition the payment of royalties.

Borrowed materials (i.e., songs, stories, poems, pictures, photos, brand names, trademarks, etc.) included in this module are owned by their respective copyright holders. Every effort has been exerted to locate and seek permission to use these materials from their respective copyright owners. The publisher and authors do not represent nor claim ownership over them.

Published by the Department of Education
Secretary: Leonor Magtolis Briones
Undersecretary: Diosdado M. San Antonio

Development Team of the Module

Writer: Maricar P. Vital
Editor: Rodel D. Lintag
Reviewers: Nancy C. Tolentino
Liezl D. De Jesus
Illustrator: Kimberly Ann M. Paras
Layout Artist: Liezl D. De Jesus

Management Team: Nicolas T. Capulong PhD, CESO V
Librada M. Rubio PhD
Ma. Editha R. Caparas EdD
Nestor P. Nuesca EdD
Ramil G. Ilustre PhD
Rodel D. Lintag
Liezl D. De Jesus

Printed in the Philippines by Department of Education – Region III

Office Address: Matalino, St. Diosdado Macapagal Government Center,
Maimpis, City of San Fernando (P)
Telefax: (045) 598-8580 to 89; (045) 402-7003 to 05
E-mail Address: region3@deped.gov.ph

English

Quarter 4 – Module 6: Using the Most Frequently Occurring Prepositions

This instructional material was collaboratively developed by the writer and graphic designers of the Schools Division of City of San Fernando (P) reviewed and edited by the Quality Assurance Team of DepEd at all levels of governance.

We encourage teachers and other education stakeholders to email their feedback, comments, and recommendations to the Department of Education at action@deped.gov.ph.

We value your feedback and recommendations.

Introductory Message

For the facilitator:

Welcome to the English 2 Alternative Delivery Mode (ADM) Module on Using the Most Frequently Occurring Prepositions!

This module was collaboratively designed, developed and reviewed by educators both from public and private institutions to assist you, the teacher or facilitator in helping the learners meet the standards set by the K to 12 Curriculum while overcoming their personal, social, and economic constraints in schooling.

This learning resource hopes to engage the learners into guided and independent learning activities at their own pace and time. Furthermore, this also aims to help learners acquire the needed 21st century skills while taking into consideration their needs and circumstances.

In addition to the material in the main text, you will also see this box in the body of the module:



Notes to the Teacher

This contains helpful tips or strategies that will help you in guiding the learners.





As a facilitator, you are expected to orient the learners on how to use this module. You also need to keep track of the learners' progress while allowing them to manage their own learning. Furthermore, you are expected to encourage and assist the learners as they do the tasks included in the module.








For the learner:

Welcome to the English 2 Alternative Delivery Mode (ADM) Module on Using the Most Frequently Occurring Prepositions!

This module was designed to provide you with fun and meaningful opportunities for guided and independent learning at your own pace and time. You will be enabled to process the contents of the learning resource while being an active learner.

This module has the following parts and corresponding icons:

 <i>What I Need to Know</i>	This will give you an idea of the skills or competencies you are expected to learn in the module.
 <i>What I Know</i>	This part includes an activity that aims to check what you already know about the lesson to take. If you get all the answers correct (100%), you may decide to skip this module.
 <i>What's In</i>	This is a brief drill or review to help you link the current lesson with the previous one.
 <i>What's New</i>	In this portion, the new lesson will be introduced to you in various ways such as a story, a song, a poem, a problem opener, an activity or a situation.

 <i>What is It</i>	<p>This section provides a brief discussion of the lesson. This aims to help you discover and understand new concepts and skills.</p>
 <i>What's More</i>	<p>This comprises activities for independent practice to solidify your understanding and skills of the topic. You may check the answers to the exercises using the Answer Key at the end of the module.</p>
 <i>What I Have Learned</i>	<p>This includes questions or blank sentence/paragraph to be filled into process what you learned from the lesson.</p>
 <i>What I Can Do</i>	<p>This section provides an activity which will help you transfer your new knowledge or skill into real life situations or concerns.</p>
 <i>Assessment</i>	<p>This is a task which aims to evaluate your level of mastery in achieving the learning competency.</p>
 <i>Additional Activities</i>	<p>In this portion, another activity will be given to you to enrich your knowledge or skill of the lesson learned.</p>
 <i>Answer Key</i>	<p>This contains answers to all activities in the module.</p>

At the end of this module you will also find:

References

This is a list of all sources used in developing this module.

The following are some reminders in using this module:

1. Use the module with care. Do not put unnecessary mark/s on any part of the module. Use a separate sheet of paper in answering the exercises.
2. Don't forget to answer *What I Know* before moving on to the other activities included in the module.
3. Read the instruction carefully before doing each task.
4. Observe honesty and integrity in doing the tasks and checking your answers.
5. Finish the task at hand before proceeding to the next.
6. Return this module to your teacher/facilitator once you are through with it.

If you encounter any difficulty in answering the tasks in this module, do not hesitate to consult your teacher or facilitator. Always bear in mind that you are not alone.

We hope that through this material, you will experience meaningful learning and gain deep understanding of the relevant competencies. You can do it!



What I Need to Know

This module provides you with activities that will help you learn about the use of the most frequently occurring *prepositions*.

Activities in this module will also help you use prepositions in daily conversations correctly.

At the end of this module, you are expected to:


- a. identify the most frequently used prepositions in sentences;
and
- b. use these prepositions in sentences correctly.



What I Know

Write in, on, under, behind and beside to complete the sentence. Write your answer in your notebook.

1.



1. Maria found a wallet _____ the room.

2.




2. Marie's house is _____ John and Rosa's house.

3.




3. Ben studies his lesson _____ the mango tree.

4.



4. Mother sets the food _____ the table.

5.



5. My mother and my younger brother are seated _____ me.

Lesson 1

Using the Most Frequently Occurring Prepositions

There are some words used to show *locations* or *positions*. These are called **prepositions**.



What's In


Study the pictures and answer the questions orally.

1.




- Where is the ball?
- What is under the table?
- Is there a ball under the table?

2.



- Is there a cat on the mat?
- Where is the cat?
- What is on the mat?

3.




- Where is the Php100 bill?
- Is there a Php100 bill in the wallet?
- What is in the wallet?

4.



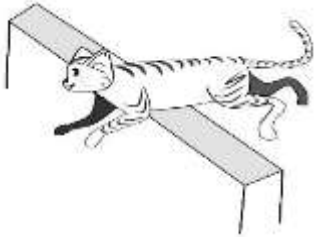
- Where is the boy?
- Is there a boy in front of the school?
- Who is in front of the school?

5.



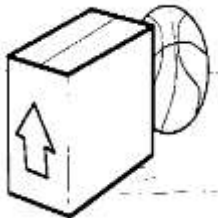
- Who is seated beside the girl?
- Where is the girl seated?
- Is there a boy seated beside the girl?

6.



- What jumped over the fence?
- Did a cat jump over the fence?
- Where did the cat jump?

7.



- Where is the ball?
- Is there a ball behind the box?
- What is behind the box?

8.



- What went out of the cage?
- Is there a bird that flew out of a cage?



Notes to the Teacher

The teacher must consider the pre-requisite skills needed in the development of this competency including the schema or background knowledge which may reinforce learning. This module will help the learners bridge the gap of learning to attain mastery.



What's New

Read the given text below. Then answer the questions that follow.

A Busy Sunday




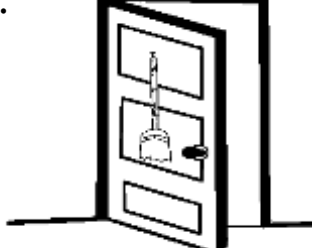
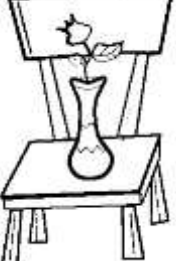



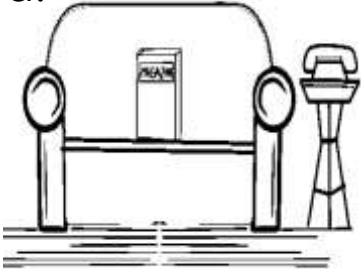
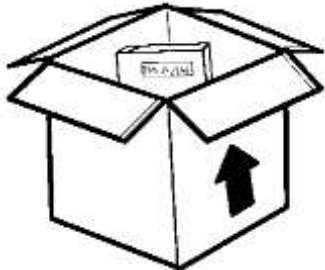
by: Maricar P. Vital

One Sunday morning, mother decided to clean the house. She asked her daughter Karla if she could help her. Since she did not have anything to do on that day, she helped her mother clean their house.

After eating breakfast, mother started cleaning the living area. She put the newspaper under the table. She asked Karla to get the broom hanged behind the door. Karla swept the floor and dusted the flower vase on the center table. Some of the magazines that were in front of the television rack were put in the box.

After an hour of cleaning, finally the living area is spick and span. Then mother started to clean the kitchen wares over the kitchen cabinet. While mother was busy cleaning, Karla prepared tuna sandwich and ice-cold orange juice for their snacks. Mother sat beside Karla and she told her that she was tired but happy as well because they were able to finish cleaning the house.

Based on the story "A Busy Sunday" that you read, answer the questions orally.

<p>1. Where did mother put the newspaper?</p>	<p>a.</p> 	<p>b.</p> 
<p>2. Where did Karla find the broom?</p>	<p>a.</p> 	<p>b.</p> 
<p>3. Where is the flower vase?</p>	<p>a.</p> 	<p>b.</p> 
<p>4. Where did mother sit while having their snacks?</p>	<p>a.</p> 	<p>b.</p> 
<p>5. Where did Karla put the magazines?</p>	<p>a.</p> 	<p>b.</p> 



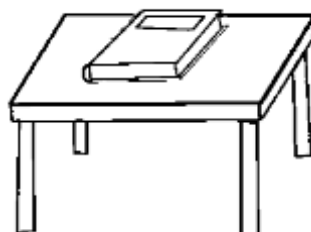
What is It

The words in, on, under, behind, beside, over, in front of and out of are some of the commonly used prepositions. As observed in the previous activity, the words were used to show location.

in	<ul style="list-style-type: none">- points out to the position of someone or something inside an enclosed space or container
on	<ul style="list-style-type: none">- points to the position of someone or something placed directly on top of the surface of another object
under	<ul style="list-style-type: none">- points out to the position of someone or something just below the surface of another object or place
behind	<ul style="list-style-type: none">- points out to the position of someone or something at the back of somebody or another object
beside	<ul style="list-style-type: none">- points out to the position of someone or something next to or at the side of another person or object
over	<ul style="list-style-type: none">- points out to the position of someone or someone above or higher than another person or surface- points out to the position when someone or something crosses from one side to another
in front of	<ul style="list-style-type: none">- points out to the position of someone or something in front of another person or object
out of	<ul style="list-style-type: none">- points out to the position of someone or something from within to outside

To help you understand the correct use of prepositions, study these examples.

1. The book is on the table.



2. The pair of shoes is in the box.



3. There is a dog under the table.



4. Anna is hiding behind the tree.




5. Maria kneels beside her mother.




6. The dog runs behind by the car.




7. Dave and his father wash the car in front of the house.



8. Ruth holds her mother's hand as she get out of the car.





What's More

A. Direction: Write the correct letter to match the picture with the appropriate sentence. Do the activity in your notebook.

A

B

1.



a. Mother arranges the pillows on the bed.

2.



b. There is a flag pole in front of the school.

3.



c. A plane flew by over the tree.

4.



d. Maria saw the cat under the chair.

5.



e. Dorina found the pencil on the table.

B. Direction: Draw a heart (♥) on the blank if the preposition is correctly used and a triangle (△) if not. Write your answers in your notebook.

____1. The boy is sitting under the tree.



____2. The chickens are on the pens.



____3. Teacher Ann reads a story
in front of the class.




____4. Kristel puts her cellphone
under the table.



____5. There's a cup of coffee beside
my laptop.



C. Look at the picture. Choose the correct preposition to complete each sentence. Write your answers in your notebook.



1. The cat sits (**in, above, under, beside**) the table.
2. The flower vase is (**beside, on, under, in**) the table.
3. Ronnie is seated (**under, on, behind, over**) the table.
4. There is a flower vase (**out of, under, beside, in**) the book.
5. The table is (**over, in front of, beside, under**) Ronnie.

D. Direction: Put a star (☆) in the box for the correct preposition. Write your answers in your notebook.

Where is the cat?

1.

☐

in front of the chair

☐

beside the chair

☐

under the chair

☐

on the chair

2.

☐

under the tree

☐

beside the tree


☐

on the tree

☐

in the tree

3.

☐

in front of the fence

☐

beside the fence

☐

over the fence

☐

on the fence

4.

☐

in front of the camera

☐

behind the camera

☐

beside the camera

☐

out of the camera

5.

☐

in front of the girl

☐

beside the girl

☐

behind the girl

☐

over the girl

E. Direction: Write in front of, on, under, out of, over and in to complete each sentence. Write your answers in your notebook.

1. We place our food _____ the table.

2. Mother puts the vegetables _____ the basket.

3. The blackboard is place _____ the class.

4. The pencil fell _____ her bag.

5. The man sits to rest _____ the tree.

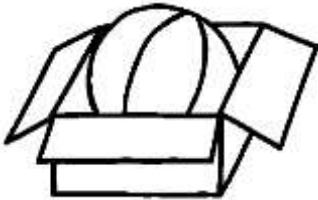
F. Draw a picture according to the given phrase. Do it in your notebook.

notebook in the bag	marbles in the jar
ball behind the box	boy beside the chair
car in front of the house	

G. Answer the question that follows. Match the preposition with the correct illustration. Write the letter of the correct answer in your notebook.

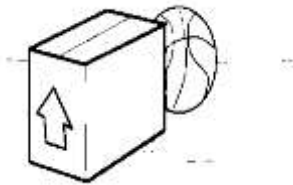
Where's the ball?

1.



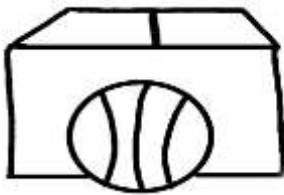
a. beside

2.



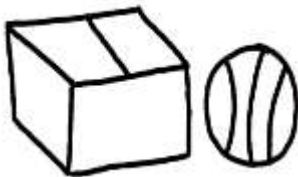
b. in front of

3.



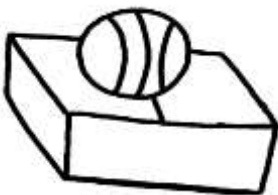
c. on

4.



d. in

5.



e. behind



What I Have Learned

A. Answer the questions orally:

What are prepositions?

What are some examples of frequently used prepositions?

Remember:

Prepositions are words use to show locations or positions.

In, on, under, behind, beside, over, in front of and **out of** are some of the most frequently occurring prepositions.

B. Write the correct preposition to complete the sentence.

1. Ruth hangs the picture frame _____ the wall.



2. Matt puts his toys the _____ box.



3. The book fell _____ the desk.



4. Nate hides _____ the door.



5. Lucia dances _____ the mirror.



What I Can Do

Draw a picture showing the preposition in, on, under, beside, behind, and in front of. Do the activity in your notebook.

<u>in</u>	<u>on</u>	<u>under</u>
<u>beside</u>	<u>behind</u>	<u>In front of</u>



Assessment

Direction: Write the correct preposition to complete the sentence. Write your answers in your notebook.

1. Left-over foods are usually placed _____ the refrigerator.
2. We place our food _____ the table.
3. The eagle flew _____ the high tree in our backyard.
4. Carlo parked his bicycle _____ the school, near his classroom.
5. Nicole hung the wet clothes _____ the heat of the sun to get dry.



Additional Activities

Read each question and choose the correct preposition inside the parenthesis to complete the sentence. Write your answers in your notebook.

1. Where is the guitar?



✓ The guitar is (over, behind, beside, in) the girl.

2. Where are the flowers?



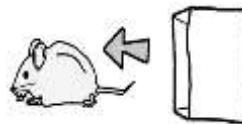
✓ The flowers are (in, on, under, beside) the vase.

3. Where is the boy hiding?



✓ The boy is hiding (under, behind, on, beside) the curtains.

4. Where did the rat come out?



✓ The rat came (in, over, out of, *on*) the box.

5. Where is Yuan?



✓ Yuan is (under, in front of, behind, on) the computer.



Answer Key

G.

1. d
2. e
3. b

What I have learned (B)

1. on
2. in
3. under
4. behind
5. in front of

Assessment

1. in
2. on
3. over
4. in
5. under

Additional Activities

1. beside
2. in
3. behind
4. out of
5. in front of

C.

1. under
2. on
3. behind
4. beside
5. in front of

D.

1. on the chair
2. under the tree
3. over the fence
4. in front of the camera
5. beside the girl

E.

1. on
2. in
3. in front of
4. out of
5. under

F.

Illustrations may vary.

What's More

A.

1. b
2. d
3. a
4. e
5. c

B.

1. ♡
2. ▽
3. ♡
4. ▽
5. ♡

What's New

1. b
2. b
3. b
4. a
5. b

What I Know

1. in
2. beside
3. under
4. on
5. beside

References

- Antonio, E., Banlaygas, E., Belarde, R., Dela Cruz, L., Flora, Algeria, Oriondo, L., Ramos, M., (2002). Language Connections. 1st ed.
- Department of Education "K To 12 Most Essential Learning Competencies With Corresponding CG Codes". Pasig City: Department of Education Central Office, 2020
- Miranda, B. (2008). English For You and Me. Revised ed. Philippines: Department of Education
- Myrna Hipolito, Magdalena Rosopa, Porfiria Santos, Marimel Jane Polita, Eliza Cerveza, Rose Ann Pamintuan, Nerissa Lomeda, and Amcy Esteban. 2013. English 2 Learner's Material. 1st ed. Philippines: Department of Education
- "K To 12 Curriculum Guide in English". 2016. Deped.Gov.Ph.
<https://www.deped.gov.ph/wp-content/uploads/2019/01/English-CG.pdf>.

For inquiries or feedback, please write or call:

Department of Education-Bureau of Learning Resources (DepEd-BLR)

Ground Floor, Bonifacio Bldg., DepEd Complex
Meralco Avenue, Pasig City, Philippines 1600

Telefax: (632) 8634-1072; 8634-1054; 8631-4985

Email Address: blr.lrqaad@deped.gov.ph * blr.lrp@deped.gov.ph